

# TECHNICAL INFORMATION

---

## **KVH® SOLID STRUCTURAL TIMBER**

(structural finger-jointed timber pursuant to EN 15497:2014)

## **DUOBALKEN®, TRIOBALKEN®**

(glued solid timber pursuant to EN 14080:2013)



**Published by:**  
Überwachungsgemeinschaft  
KVH Konstruktionsvollholz e.V.

**Contact:**  
Heinz-Fangman-Str. 2  
42287 Wuppertal  
0202 – 769 727 35 fax  
info@kvh.eu

*The technical information in this publication conforms to the recognized state-of-the-art at the time of printing. Although this publication has been most carefully processed and checked, no liability can be assumed for the content.*

**Technical processing:**  
bauart Konstruktions GmbH & Co. KG  
Spessartstraße 13  
36341 Lauterbach (Hessen)  
www.bauart-konstruktion.de

**Editor:**  
Dr.-Ing. Tobias Wiegand, Wuppertal

**Layout:**  
radermacher schmitz pr  
53639 Königswinter  
www.radermacher-pr.de

**Picture credits:**  
Page 1: Überwachungsgemeinschaft  
Konstruktionsvollholz e.V.

Page 4: Thomas Koculak,  
Informationsdienst Holz;  
architektur\_raum,  
bauer sternberg, Bonn

Architects: architektur\_raum,  
bauer sternberg, Bonn

Page 15: Stora Enso Timber Deutschland GmbH  
Max-Breiherr-Straße 20  
D - 84347 Pfarrkirchen

Page 16: Ladenburger GmbH  
Zur Walkmühle 1-5  
D- 73441 Bopfingen-Aufhausen

Page 20: Holzwerke Bullinger GmbH & Co. KG  
In der Au  
D - 73453 Abtsgmünd

Page 30: Stora Enso Timber Deutschland GmbH  
Max-Breiherr-Straße 20  
D - 84347 Pfarrkirchen

## Contents

1	A high-precision material	3
2	Production and technical characteristics	5
3	Requirements and fields of application	6
4	Product range and preferred cross-sections	9
5	Design	11
6	Tenders and technical rules	21
7	Declarations of Performance, marking and additional control in accordance with the agreement about KVH®	22
8	Literature and list of standards	31
9	Advantages of KVH®, Duobalken® and Triobalken®	32

# 1 A high-precision material

Building with wood has a very long tradition. Man has used wood for his buildings and structures for thousands of years. Buildings and structures from bygone centuries and still used today prove the durability as well as the high residential value of wooden structures.

## Better than required by the standard

Residential structures have to meet high requirements concerning safety and comfort. The buildings are expected to provide good thermal insulation in winter, heat protection in summer as well as noise protection at any time. The building materials used are to be harmless under ecological and health aspects, while building elements that remain visible are to create an aesthetically pleasing appearance which need little maintenance. Besides, modern timber construction nowadays requires dimensionally stable and accurate as well as kiln-dried solid timber products. The changed production technology in the carpentry businesses that often employ CNC-controlled assembly systems requires a clearly defined material for a smooth production process.

The above-mentioned requirements concerning solid timber products are reflected in stricter standards. The requirements set out in the agreements on solid structural timber KVH<sup>®</sup> [1] and Duobalken<sup>®</sup>/Triobalken<sup>®</sup> [2] are clearly far more stringent than those in the related standards, as will be shown below.

## Technology advantage

The development of KVH<sup>®</sup> Structural Timber along with the Duobalken<sup>®</sup> and Triobalken<sup>®</sup> has led to the availability of precise materials that are dried gently, are dimensionally accurate, planed or levelled and are available off the shelf in many different dimensions and lengths. KVH<sup>®</sup> as well as Duobalken<sup>®</sup> and Triobalken<sup>®</sup> are protected trademarks.

## Supervised quality

The internal quality control of solid structural timber KVH<sup>®</sup> is governed by the stringent rules of the Überwachungsgemeinschaft KVH<sup>®</sup> (KVH<sup>®</sup> quality surveillance organization), while the individual companies are additionally and regularly supervised by external and independent inspection bodies. The supervision conditions of the Überwachungsgemeinschaft are laid down in the agreement with Holzbau Deutschland (Holzbau Deutschland – Bund Deutscher Zimmermeister [Association of German Carpenters]). The supervision of Duobalken<sup>®</sup> and Triobalken<sup>®</sup> is done in a similar way.

### **KVH<sup>®</sup> solid structural timber (structural finger-jointed timber) pursuant to EN 15497:2014 [3]**

*Visually or automatically strength-graded, kiln-dried and planed or levelled<sup>1)</sup> solid timber with defined dimensional accuracy for use in visible and concealed areas. KVH<sup>®</sup> is usually finger-jointed and 13 m long. Larger sizes are available on request. KVH<sup>®</sup> satisfies the requirements of EN 15497 (for structural finger-jointed timber) or of EN 14081-1 [4] (for structural solid timber not finger-jointed). Moreover, the compliance with the additional requirements stipulated in the agreement about solid structural timber is monitored by internal and external inspections.*

<sup>1)</sup> Levelled: Shaped into a uniform size using appropriate woodwork techniques (e.g. sawing, planing, grinding) without guaranteeing a clean, uniform surface.

### **Duobalken<sup>®</sup> and Triobalken<sup>®</sup> (glued solid timber) pursuant to EN 14080:2013 [5]**

*Cross section of the solid timber combined from two or three single boards with identical cross-sections glued together. The lamellas are usually finger-jointed. The Duobalken<sup>®</sup> and Triobalken<sup>®</sup> beams are usually 13 m long. Larger sizes are available on request. Duobalken<sup>®</sup> and Triobalken<sup>®</sup> are produced in accordance with EN 14080:2013. Inquiries about quality requirements exceeding the standard, such as requirements concerning the surface, can be addressed in accordance with the agreement about Duobalken<sup>®</sup> and Triobalken<sup>®</sup> to Holzbau Deutschland. As is the case with KVH<sup>®</sup>, the compliance with these additional quality requirements is monitored in the course of internal and external inspections by independent institutions.*





### **Sustainability**

Wood has an ecological edge over other building materials. Apart from its unique feature of being the only constructive building material that regrows in large quantities, short haulage distances, its easy processing and the production without waste are just some of the reasons why the production of a functionally equal wooden construction element requires far less energy than building elements made of other materials.

More detailed information can be found in the environmental product declarations [6], [7] on the homepage [www.kvh.eu](http://www.kvh.eu).

### **Precise pre-fabrication and energy-saving construction**

The small dimensional tolerances of KVH<sup>®</sup>, Duobalken<sup>®</sup> and Triobalken<sup>®</sup> (see also Tables 3.1 and 3.2) is an important prerequisite for the efficient

machining of timber in the wood construction industry. It would not be possible without these types of timber products to employ cost-saving CNC-controlled machines and to achieve such a high degree of pre-fabrication.

Well insulated buildings require a permanent air-tightness of the building shell. The building elements must therefore be produced in such a way that they fit accurately. Dimensional changes due to moisture must not affect the air-tightness. High-tech timber, such as KVH<sup>®</sup>, Duobalken<sup>®</sup> and Triobalken<sup>®</sup>, will permanently ensure air-tight and thus energy-saving timber structures with a high heat insulation standard.

## 2 Production and technical characteristics

For the production of KVH<sup>®</sup>, Duobalken<sup>®</sup> and Triobalken<sup>®</sup>, softwood, usually spruce, is used for primary conversion to rough beams on state-of-the-art chipper and circular saw lines. The waste wood from the processing, such as bark, chopped wood and chips, is completely recycled and used for the generation of power, in the paper production or for producing derived timber materials.

After having been dried in fully automatic, computer-controlled kilns, the timber is strength-graded. Growth non-conformities which could reduce the strength of the product are cut out of the beams. The individual cross-sections thus generated will then be re-joined with so-called finger-joints at the ends, so that, theoretically, infinitely long strings can be obtained.

After the finger-jointing (subject to length, this can be dispensed with on request), the pieces of timber are cut to length and planed or leveled to an exact size.

For glued solid timber this is followed by gluing two to five single lamellas together, so that an overall cross-section is achieved; all this is planed once more. The products thus gained are cured and stored in air-conditioned storage facilities, so as to ensure that the beams are dry and dimensionally stable, before they are delivered. Every stage of production is subject to permanent quality controls (internal and external inspections by independent institutions).

**TABLE 2.1 - Species, strength classes and building physics characteristics**

Technical characteristics	KVH <sup>®</sup>	Duobalken <sup>®</sup> / Triobalken <sup>®</sup>
Species	spruce also fir, pine, larch, douglas fir on request	
strength class pursuant to DIN EN 338 [8] grading class pursuant to DIN 4074-1 [9] <sup>1)</sup>	C24 / S 10 TS <sup>2)</sup> oder C24 / S 10 K <sup>3)</sup> TS <sup>2)</sup> oder C24 M <sup>4)</sup> TS <sup>2)</sup>	
moisture content $u_m$ <sup>5)</sup>	15 % ± 3 %	≤ 15%
swelling & shrinkage ratio	0,24 % pro 1 % change of moisture content	
reaction to fire classes pursuant to EN 13501-1 [10]	D-s2, d0	
thermal conductivity $\lambda$	0,13 W / (mK)	
water vapor diffusion resistance factor $\mu$	40	

- 1) For other European grading standards an allocation of the national grading classes to strength class C24 can be taken from EN 1912:2013 [11]. The note concerning the grading standard can be disregarded for the machine strength grading.
- 2) The identifier „TS“ stands for „dry-graded“, i.e. for the grading at a moisture content of  $u_m \leq 20\%$
- 3) The identifier „K“ marks a board or plank graded like a scantling.
- 4) The identifier „M“ marks mechanical grading.
- 5) In practice, the mean moisture content  $u_m$  is decisive for assessing the wood moisture, with  $u_m$  being the arithmetical mean value of the measuring results obtained from each piece of wood with the electrodes having an insertion depth of 5 mm each (surface moisture), of half of the wood thickness (core moisture) and of a third of the wood thickness (mean wood moisture).

### 3 Requirements and fields of application for structures dimensioned pursuant to EN 1995-1-1 (Eurocode 5)

#### **Solid structural timber - KVH<sup>®</sup>**

Sub-section 3.2 „Solid timber“ of EN 1995-1-1:2010 [12] demands, on the one hand, strength grading pursuant to EN 14081-1 and finger joints pursuant to EN 385 [13], on the other. Structural finger-jointed timber, such as KVH<sup>®</sup>, can basically be used in those fields of application, where the use of solid timber is also permitted. There is an additional restriction for structural finger-jointed timber in as much, as it must only be used in service classes 1 and 2.

The above-mentioned EN 385 was withdrawn in September 2013 and has been replaced by EN 15497: 2014, which was then published in the Official Journal of the EU under the date of October 10, 2014, so that it is basically applicable at European level from that date. It might be necessary for applying EN 15497 that the regulations for the application valid in the relevant EU countries and the details contained in the relevant national appendix to Eurocode 5 will have to be observed.

EN 15497 regulates the performance and (minimum) production requirements concerning finger-jointed construction timber with rectangular cross-sections made from certain coniferous species. Solid structural timber KVH<sup>®</sup> is structural finger-jointed timber which is subject to additional requirements concerning the dimensional tolerances and the surface quality.

The European product standard EN 14081-1 is applicable to KVH<sup>®</sup> that is not finger-jointed.

In addition to the above requirements imposed by the construction supervision authorities, solid structural timber KVH<sup>®</sup> must satisfy the additional requirements of the „Agreement on solid structural timber“, see also Table 3.1.

#### **Fields of application for KVH<sup>®</sup>**

Finger-jointed KVH<sup>®</sup> must only be used in service classes 1 and 2 pursuant to EN 1995-1-1 (see Table 3.3) in structures that are not prone to fatigue.

It is produced with adhesives of type I pursuant to EN 301 or EN 15245 and clearly remains below the limit for formaldehyde emissions class E1 (formaldehyde emission  $\leq 0.124$  mg/m<sup>3</sup> of air). The usability of KVH<sup>®</sup> with a different natural durability or with preservative treatment is regulated at national level.

KVH<sup>®</sup> not finger-jointed with the relevant natural durability can also be used in service class 3.

**TABLE 3.1 - Requirements to be met by solid structural timber KVH®**

Grading criterion	Requirements to be met by KVH®		Remarks
	visible applications (KVH®-Si)	non-visible applications (KVH®-NSi)	
Strength class	C24, C24M		other strength classes need to be agreed separately
Product standard	EN 14081-1 for KVH® not finger-jointed EN 15497 for finger-jointed KVH®		
Wood moisture	15% ± 3% kiln-dried: wood dried for at least 48 h to a moisture content of $u \leq 20\%$ in a process-controlled technical plant that is suitable for this purpose at a temperature of $T \geq 55^\circ\text{C}$ .		the specified moisture content is a prerequisite for dispensing with a preventive preservative treatment to a large extent and may also be a precondition for finger joint assembly.
Type of cutting	cutting in such a way that the pith of an ideally grown log is cut through in two strands; on request:  a heart plank with $d \geq 40$ mm is removed	cutting in such a way that the pith of an ideally grown log is cut through in two strands.	
Wane	not admissible	$\leq 10\%$ of the smaller cross-section side	
Dimensional tolerances of the cross-section	DIN EN 336 [16] tolerance class 2 $\leq 10$ cm = $\pm 1$ mm; $>10$ cm and $\leq 30$ cm = $\pm 1,5$ mm		The dimensional tolerances for longitudinal dimensions will have to be agreed between customer and supplier.
Knot condition	loose knots and dead knots are not admissible; occasional faulty knots or parts of knots up to a maximum diameter $d$ of 20 mm are permitted		
Knots	$d \leq 70$ mm		applicable in the case of machine grading: <ul style="list-style-type: none"> <li>• knot sizes can be disregarded for KVH®-NSi</li> <li>• <math>A \leq 2/5</math> is applicable for KVH®-Si (Knotiness A measured pursuant to DIN 4074-1).</li> </ul>
Ingrown bark	not admissible		bark will be added to the knot
Cracks	crack width $b \leq 3\%$ not more than 6 mm	crack width $b \leq 5\%$	crack width $b$ related to the relevant side of the cross-section without restrictions as to the length or the number of cracks
Pitch pockets	width $b \leq 5$ mm		without restriction as to the length or the number of pitch pockets
Discoloration	not admissible	blue stains: admissible  nailable brown and red stripes: up to 2/5  blight, white rot: not admissible	measured pursuant to DIN 4074-1
Insect attack	not admissible (DIN 68365 Quality Class 1)	worm grooves up to a diameter of 2 mm admissible	
Twisting	1 mm per 25 mm height		measured pursuant to DIN 4074-1
Longitudinal warping	$\leq 8$ mm/2m when the heart plank is cut out $\leq 4$ mm/2m	For split-heart cut $\leq 8$ mm/2m	measured pursuant to DIN 4074-1
Finishing of the ends	trimmed perpendicularly		
Surface quality	planed and chamfered	leveled and chamfered	

### Duobalken<sup>®</sup> / Triobalken<sup>®</sup> glued solid timber

Glued solid timber is not mentioned in EN 1995-1-1, since it has not yet been subject of a European regulation at the time of printing this standard. Glued solid timber is usually used, when KVH<sup>®</sup> proves to be uneconomical due to large cross-sections.

EN 14080 regulates performance and production requirements concerning glued solid timber made from certain soft species as well as from poplar. In accordance with EN 14080, glued solid timber must be produced

- from lamellas with a maximum thickness of 85 mm with the same strength class;

- with a maximum overall cross-section of 280 mm; from lamellas without and with finger-jointing that are glued together with adhesive type I (pursuant to EN 301 [14] or EN 15425 [15]) for service class 1 or with adhesive type II for service classes 1 and 2.

Duobalken<sup>®</sup> and Triobalken<sup>®</sup> satisfying more than the requirements of EN 14080:2013 can be ordered that meet the additional requirements of the Agreement about Duobalken<sup>®</sup>/Triobalken<sup>®</sup>, see also Table 3.1.

**TABLE 3.2 - Requirements to be met by Duobalken<sup>®</sup> und Triobalken<sup>®</sup> beams**

Grading criterion	Requirements		Remarks
	visible applications (Si)	non-visible applications (NSi)	
<b>Technical rule</b>	EN 14080:2013		
<b>Grading class</b>	C24 / C24M		other strength classes available on request
<b>Moisture content</b>	maximum 15%		precondition for gluing
<b>Dimensional tolerances of the cross-section</b>	EN 336, tolerance class 2 ≤ 10 cm = ±1 mm, >10 und ≤ 30 cm = ±1,5 mm, > 30 cm = ±2 mm		the dimensional tolerances for the longitudinal dimensions are to be agreed between customer and supplier
<b>Twisting</b>	≤ 4 mm/2 m		for comparison: DIN 4074-1; S10: ≤ 8 mm/2m
<b>Longitudinal warping</b>	≤ 4 mm/2 m		for comparison: DIN 4074-1; S10: ≤ 8 mm/2m
<b>Surface quality</b>	planed and chamfered	leveled and chamfered	the right-hand sides (sides adjacent to the heart) must face outwards
<b>Finishing of the ends</b>	trimmed perpendicularly		



### Fields of application for Duobalken® and Triobalken®

Duobalken® and Triobalken® beams can be used in service classes 1 and 2 in accordance with EN 1995-1-1 (see Table 3.3); as for the rest, the details and explanations on KVH® apply.

**TABLE 3.3 - Service classes**

Service classes (SC) pursuant to EN 1995-1-1 <sup>1)</sup>	Mean wood moisture $u_m$	Description
SC 1	$\leq 12$	Service class 1 is characterized by a moisture content in the building materials that corresponds to a temperature of 20 °C and a relative humidity in the ambient air that exceeds a value of 65 % for a few weeks in the year only.
SC 2	$\leq 20$	Service class 2 is characterized by a moisture content in the building materials that corresponds to a temperature of 20 °C and a relative humidity in the ambient air that exceeds a value of 85 % for a few weeks in the year only.
SC 3	$> 20 \%$	Service class 3 covers climatic conditions resulting in a moisture content higher than that in service class 2.

## 4 Product range and preferred cross-sections

KVH®, Duobalken® and Triobalken® beams made of the species spruce are available in a wide range of cross-sections for immediate delivery from stock. The species pine and fir as well as the more moisture-resistant species larch and Douglas fir are available on request.

### Cost savings with preferred cross-sections

Preferred cross-sections in the construction dimensions typically used in timber construction facilitate considerable cost savings. The stocks of timber held by timber wholesalers save businesses

specializing in timber construction from maintaining extensive stocks themselves and give them planning freedom without tying down operating capital. Industrial production systems enable manufacturers to produce at low costs.

### Timber also supplied cut to special dimensions as listed

The organization of production is so flexible that it is also possible to supply lengths cut to specific building-related dimensions "as listed". This means that dried and dimensionally stable timber can also be supplied to places, where job-order planning is the preferred option.

## Dimensions

The maximum available cross-sectional dimensions of KVH<sup>®</sup> are limited by the kiln-drying and the minimum split-heart cutting requirements. With maximum dimensions of approx. 14/24 cm, KVH<sup>®</sup> is capable of meeting most requirements, such as those concerning the cross-sections for ceiling beams. For larger cross-sections and higher requirements in terms of appearance, Duobalken<sup>®</sup> and Triobalken<sup>®</sup> beams are available, the cross-sectional dimensions of which are subject to the limits set by EN 14080: 2013.

KVH <sup>®</sup>	b/h ≤ 14/24 cm
Duobalken <sup>®</sup>	b/h ≤ 16/28 cm (2 x 8/28 cm)
Triobalken <sup>®</sup>	b/h ≤ 24/28 cm (3 x 8/28 cm)
	b/h ≤ 10/36 cm (3 x 10/12 cm)

**TABLE 4.1 - Preferred cross-sections for solid structural timber KVH<sup>®</sup> NSi made from spruce/fir of strength class C24/C24M**

Height (mm)	100	120	140	160	180	200	220	240
<b>Width (mm)</b>								
60	■	■	■	■	■	■	■	■
80		■		■	■	■	■	■
100	■			■		■		■
120		■		■		■		■
140			■					

- No cross-sections with a width of more than 140 mm because of the technical drying process. The use of glued solid timber or glued laminated timber is recommended for widths larger than 140 mm.
- Cross-sections for other species (e.g. pine, Douglas fir, larch) on request.
- Cross-sections in visual quality (Si) on request.
- Other strength classes than C24/C24M on request

**TABLE 4.2 - Preferred cross-sections for spruce/fir (Si and NSi) and pine (NSi) of strength class C24/C24 M**

Height (mm)	100	120	140	160	180	200	220	240
<b>Width (mm)</b>								
60 <sup>1)</sup>	■	■	■	■	■	■	■	■
80 <sup>1)</sup>	■	■	■	■ ●	■ ●	■ ●	■ ●	■ ●
100	■	■	■ ●	■ ●	■ ●	■ ●	■ ●	■ ●
120		■ ●		■ ●	■ ●	■ ●	■ ●	■ ●
140			■ ●	■ ●	■ ●	■ ●	■ ●	■ ●
160				■ ●		■ ●	■ ●	■ ●
180					■ ●	■ ●	■ ●	■ ●
200						■ ●	■ ●	■ ●
240								■ ●

<sup>1)</sup> According to EN 14080 these cross sections are denominated as glulam, but typically they are subsumed as glued solid timber.

As regards the load-bearing capacity, it is irrelevant whether the glue joint runs horizontally or vertically. Unless the manufacturer declares different strengths in the direction of both axes, which is not done by now. If a certain direction is required, it shall be stated when placing the order.

Preferred cross-sections for other strength classes or species on request.

● = Si visible application  
■ = NSi non-visible application

# 5 Design

## Design pursuant to EN 1995-1-1 (Eurocode 5-1-1)

### General matters concerning Eurocode 5: Design of timber structures - Part 1-1: General - Common rules and rules for buildings - The current status as regards the development of the Eurocodes

## 5.1 Basic Information

The European Design standards, the so-called Eurocodes, have been developed since the mid-1970s and have become effective all over Europe in the meantime. The Eurocodes have been published as European standards of the series EN 1990 - 1999.

The Eurocodes contain so-called nationally determined parameters (NDPs). The EU countries are permitted to draw up national appendices for the implementation and application of the Eurocodes. These appendices stipulate national parameters, e.g. partial safety factors for load and material parameters, so as to enable the national construction supervision authorities to ensure the required national safety level. The NDPs are determined in a National Annex (NA) to each part of the relevant Eurocode. Apart from the NDPs, the National Annexes may also contain complementary regulations and explanations that do not contradict the Eurocode (non-contradictory complementary information = NCI). The National Annexes are marked in the set of German standards by the suffix „/NA“ that complement the number of the relevant standard. As an example, DIN EN 1995-1-1/NA is the der German Annex to DIN EN 1995-1-1 [17].

The following parts of Eurocode 5 have been developed for timber construction:

- EN 1995-1-1: 2010 in conjunction with EN 1995-1-1/A2:2014 - Design of timber structures - Part 1-1: General - Common rules and rules for buildings
- EN 1995-1-2 [18] 2010 - Eurocode 5: Eurocode 5: Design of timber structures - Part 1-2: General - Structural fire design
- EN 1995-2 [19]: 2010 - Eurocode 5: Design of timber structures - Part 2: Bridges

#### The safety strategy of the partial safety factors

EN 1995-1-1 is based on the semi-probabilistic safety strategy with partial safety factors. As is the case with most other building materials, Eurocode 5 for timber structures also differentiates between the verifications for the load-bearing safety and for the serviceability (deflection, vibration).

When verifying the load-bearing capacity it must be checked that the design values<sup>1)</sup> of the strain ( $E_d$ ) do not exceed in any design situation the design values of the stress resistance (building component resistance  $R_d$ ). The design values are determined by multiplying the characteristic<sup>2)</sup> impacts from permanent and variable loads ( $G_k$  bzw.  $Q_k$ ) with the partial safety factors  $\gamma_G$  or  $\gamma_Q$ . Similarly, the characteristic building component resistance  $R_k$  is reduced by a partial safety factor  $\gamma_M$  of the material.

<sup>1)</sup> Design values are marked with the index  $d$  (design)

<sup>2)</sup> characteristic values are marked with index  $k$

Verification:	$E_d \leq R_d$
Design values for loads:	$E_d = \gamma_G \cdot G_k + \gamma_Q \cdot Q_k$
Design values for strengths and resistances:	$= \frac{k_{mod} \cdot R_k}{\gamma_M}$

When verifying the load-bearing capacity, the factor  $k_{mod}$  takes into account, as a so-called modification factor, the specific properties of wood in dependency of the prevailing climatic conditions and of the load duration. The climatic conditions are defined within the framework of the service classes, see Table 3.3. When verifying the serviceability, the relevant deformation factors  $k_{def}$  must be used that take the different creep behavior of the wood and of the derived timber products into account. The material's partial safety factors  $\gamma_M$ , the modification factors  $k_{mod}$  as well as the deformation factors  $k_{def}$  can initially be taken from EN 1995-1-1. Values from EN 1995-1-1 shall only be applicable, if the relevant National Annex (in Germany DIN EN 1995-1-1/NA) does not specify any other values.

**TABLE 5.1 – Factors  $\gamma_M$ ,  $k_{mod}$  and  $k_{def}$ , an example for Germany**

<sup>1)</sup> The National Annexes of the other EU countries may contain other regulations that must be observed.

	DIN EN 1995-1-1	DIN EN 1995-1-1/NA (National Annex in Germany) <sup>1)</sup>
Partial safety factor $\gamma_M$	EN 1995:2010, Table 2.3 does not apply!	Applicable are: DIN EN 1995-1-1/NA:2013, Table NA.2, Table NA.3 Values are added for several products not listed in EN 1995-1-1.
Modification factors $k_{mod}$	DIN EN 1995:2010, Table 3.1	Additionally applicable: DIN EN 1995-1-1/NA:2013, Table NA.4 Values are added for several products not listed in EN 1995-1-1.
Deformation factors $k_{def}$	DIN EN 1995:2010, Table 3.2	Additionally applicable: DIN EN 1995-1-1/NA:2013, Table NA. 5 Values are added for several products not listed in EN 1995-1-1.

### Characteristic strength and rigidity properties and their marking

As regards the design of structural solid timber that is not finger-jointed, the Eurocode 5-1-1 makes reference to the harmonized European product standard EN 14081-1. It is additionally demanded for structural finger-jointed timber that the finger-joints must conform to EN 385.

The product „glued solid timber“ (generic term for Duobalken<sup>®</sup> and Triobalken<sup>®</sup>) is not defined in EN 1995-1-1; it is usually dimensioned like solid timber.

**TABLE 5.2 – European product standards**

Product	Product regulation
Strength graded structural timber with rectangular cross-section	DIN EN 14081-1
Structural finger-jointed timber	DIN EN 15497
Duobalken <sup>®</sup> , Triobalken <sup>®</sup> (glued solid timber)	DIN EN 14080

Construction timber for load-bearing applications has had to be marked with the CE sign in accordance with EN 14081-1 since August 1, 2012. The CE marking shall indicate the strength class pursuant to EN 338 (see also section 8 hereof).

Structural timber can be strength graded visually or by machine. When visually strength graded, DIN 4074-1:2012 „Strength grading of wood - Part 1: Coniferous sawn timber“ is usually applied in Germany.

The machine strength grading is based on EN 14081-4: 2009 „Timber structures - Strength

graded structural timber with rectangular cross section - Part 4: Machine grading - Grading machine settings for machine controlled systems“.

Since, due to historical reasons, numerous visual grading standards exist that take geographic specificities into account (species, growing areas, growth characteristics and traditions), it is impossible at the moment to determine a single acceptable set of rules for visual grading.

An overview over the various grading standards can be found in the currently valid version of EN 1912:2013, Table A.1 [11], if the need arises.

**TABLE 5.3 - Allocation of German visual grading classes to European strength classes**

Species (softwood)	Grading class pursuant to DIN 4074-1	Strength class
spruce, fir, pine, larch, Douglas fir	S 10 <sup>1)</sup> TS oder S 10K <sup>2)</sup> TS	C 24

<sup>1)</sup> Admissible bending strength in N/mm<sup>2</sup> pursuant to DIN 1052:1988/1996 which is no longer applicable.

<sup>2)</sup> The identifier K marks a board or a plank that is graded like a scantling.

**TABLE 5.4 - Strength & stiffness parameters in N/mm<sup>2</sup> and raw density parameters in kg/m<sup>3</sup> pursuant to EN 338 for KVH<sup>®</sup> and for Duobalken<sup>®</sup>/Triobalken<sup>®</sup> members**

Parameter	Explanation	Symbol	C24
<b>Bending strength</b>		$f_{m,k}$	24
<b>Tensile strength</b>	parallel to the grain vertical to the grain	$f_{t,0,k}$ $f_{t,90,k}$	14 0,4
<b>Compressive strength</b>	parallel to the grain vertical to the grain	$f_{c,0,k}$ $f_{c,90,k}$	21 2,5
<b>Shear strength (shear and torsion)</b>		$f_{vk}$	4 <sup>1)</sup>
<b>Rolling shear strength</b>		$f_{R,k}$	1
<b>Modulus of elasticity</b>	mean value parallel to the grain	$E_{0,mean}$	11.000
	5% quantile parallel to the grain	$E_{0,05}$	7.400
	mean value vertical to the grain	$E_{90,mean}$	370
<b>Shear modulus</b>		$G_{mean}$	690
<b>Rolling shear modulus</b>		$G_{R,mean}$	69
<b>Raw density</b>	5% quantile	$\rho_k$	350
	mean value	$\rho_{mean}$	420

<sup>1)</sup> In order to prove the shear stress as a result of a shear force,  $f_{vk}$  shall be reduced by the factor  $k_{cr}$  as specified in the relevant National Annex.



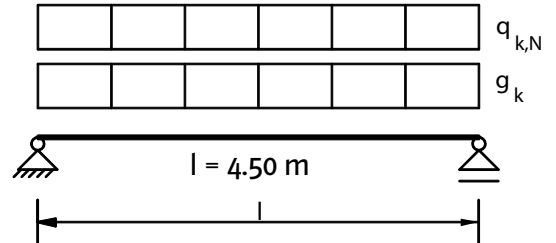
## 5.2 Example design for a timber beam ceiling

The example is based on German National Annexes.

$q_{k,N}$  = Live load for habitable rooms and office floor space pursuant to EN 1991-1-1 and to the German National Annex [20],[21] plus addition for partition walls  $0.8 \text{ kN/m}^2$

### 1. System, building component dimensions

Timber beam ceiling in the form of a single span girder spacing between the beams:  $e = 62.5 \text{ cm}$ ,  $l = 4.50 \text{ m}$   
Material: solid structural timber KVH<sup>®</sup>, C 24



### 2. Characteristic loads

permanent (dead loads)

$$g_k = 1.75 \text{ kN/m}^2$$

variable (live load including lightweight partition walls)  $q_{k,N} = 2.80 \text{ kN/m}^2$

### Load combinations (LC) for the verification of the load-bearing capacity

Load duration class (LDC) pursuant to EN 1995-1-1, Table 2.1 in conjunction with DIN EN 1995-1-1/NA, Table. NA.1  
 $k_{mod}$  - see below

Combination factors  $\psi$  for several changeable loads pursuant to EN 1990/NA [22] for live loads of categories A or B (habitable rooms, office floor space)  $\psi_0 = 0.7 / \psi_1 = 0.5 / \psi_2 = 0.3$   
Values pursuant to EN 338 in conjunction with DIN 20000-5 [23]

No.	Combination	Combination rule	Design value	LDC	$k_{mod}$
LC 1	g	$1.35 \cdot g_k$	$\Sigma q_d = 2.36 \text{ kN/m}^2$	permanent	0.60
LC 2	g + p	$1.35 \cdot g_k + 1.5 \cdot q_k$	$\Sigma q_d = 6.56 \text{ kN/m}^2$	medium	0.80

Decisive is clearly LC 2 which will be pursued below.

### 3. Strength and stiffness properties C 24

Characteristic value of bending strength

$$f_{m,k} = 24.0 \text{ N/mm}^2$$

Characteristic value of shear strength

$$f_{v,k} = 2.0 \text{ N/mm}^2$$

Modulus of elasticity parallel to the grain

$$E_{0,mean} = 11.000 \text{ N/mm}^2$$

### 4. Design values of the strengths

Modification factor for solid timber  $k_{mod} = 0.80$

Partial safety factor

$$\gamma_M = 1.3$$

Design value of bending strength

$$f_{m,d} = 0.8 \cdot 24.0 / 1.3$$

$$f_{m,d} = 14.8 \text{ N/mm}^2$$

Design value of shear strength

$$f_{v,d} = 0.8 \cdot 2.0 / 1.3$$

$$f_{v,d} = 1.23 \text{ N/mm}^2$$

### 5. Strain - Bending moments, lateral forces and support reactions

Cutting sizes per beam ( $e = 62.5 \text{ cm}$ )

$$R_d = \frac{k_{mod} \cdot R_k}{\gamma_M}$$

Design moment for LC 2:

$$M_d = \Sigma q_d \cdot l^2 / 8 = 6.56 \cdot 4.50^2 / 8 \cdot 0.625$$

$$M_d = 10.38 \text{ kNm}$$



Design lateral force for LC 2:

$$V_d = \Sigma q_d \cdot l / 2 = 6.56 \cdot 4.50 / 2 \cdot 0.625$$

$$V_d = 9.23 \text{ kN}$$

Characteristic support reaction for the decisive LC 2:

End supports A and B:  $A_{g,k} = B_{g,k} = 1.75 \cdot 4.50 / 2$

$$A_{g,k} = 3.94 \text{ kN/m}$$

$$A_{q,k} = B_{q,k} = 2.80 \cdot 4.50 / 2$$

$$A_{q,k} = 6.30 \text{ kN/m}$$

## 6. Pre-dimensioning

Required section modulus:

$$W_{y,req} = M_d / f_{m,d} = 10.38 \cdot 10^3 / 14.8$$

$$W_{y,req} = 701 \text{ cm}^3$$

### Chosen cross section:

for  $M_d = 10.38 \text{ kNm}$     **w/h = 8/24 cm**    with  $W_y = 768 \text{ cm}^3$

## 7. Verifications of load-bearing capacity

Design value of the bending strength:

$$\sigma_{m,y,d} = M_d / W_y = 10.38 / 768 \cdot 10^3 \quad \sigma_{m,y,d} = 13.5 \text{ N/mm}^2$$

verification

$$\frac{\sigma_{m,y,d}}{f_{m,d}} = \frac{13.5}{14.8} = 0.91 < 1$$

Design value of the shear stress:

$$\tau_d = 1.5 \cdot V_d / A = 1.5 \cdot 9.23 / 192 \quad \tau_d = 0.72 \text{ N/mm}^2$$

verification:

$$\frac{\tau_d}{f_{v,d}} = \frac{0.72}{1.23} = 0.59 < 1$$



## 8. Verification of serviceability

It is recommended in accordance with EN 1995-1-1, subsection 2.2.3, that the two following cases are always examined:

a) Restriction of the initial deflection without creep influences:

$$w_{inst} = w_{inst,G} + w_{inst,Q1} + \sum w_{inst,Qi} \text{ (with } i \text{ being } > 1) \leq l/300 - l/500$$

b) Restriction of the final deflection with creep influences that are depending on time:

$$w_{fin} = w_{fin,G} + w_{fin,Q1} + \sum w_{fin,Qi} \leq l/150 - l/300$$

If there is a planned precamber  $w_0$ , the following shall be examined as well:

c) final deflection  $w_{net,fin}$  with the precamber  $w_0$  being deducted:

$$w_{net,fin} = w_{fin} - w_0 \leq l/250 - l/350$$

EN 1995-1-1 stipulates recommended deflection limitations in sub-section 7.2 (2). The determination of a specific limit depends primarily on the question, which kind of deformation is deemed to be acceptable for technical or optical reasons in the individual case concerned. It is assumed that the maximum deflection values specified must be complied with.

Deflection stiffness for cross-section

$$b/h = 8/24 \text{ cm}$$

Deformation factor  $k_{def}$  in accordance

with DIN EN 1995-1-1, Table 3.2, in

conjunction with DIN EN 1995-1-1/NA,

Table NA.5 - for solid timber and glued

solid timber:

$$k_{def} \text{ (SC 1)} = 0.6$$

### Calculation of deflection

$$E_{0,mean} \cdot I_y = 11.00 \cdot 92.16 \cdot 10^6 = 1.014 \cdot 10^{12} \text{ Nmm}^2$$

$$w_{inst,G} = \frac{5}{384} \cdot \frac{g_k \cdot l^4}{E \cdot I} = \frac{5}{384} \cdot \frac{(1.75 \cdot 0.625) \cdot 4500^4 \cdot 12}{11.000 \cdot 80 \cdot 240^3} = 5.8 \text{ cm}$$

$$w_{fin,G} = w_{inst,G} (1 + k_{def}) = 5.8 \cdot (1 + 0.6) = 9.3 \text{ mm}$$

$$w_{inst,Q} = \frac{5}{384} \cdot \frac{g_k \cdot l^4}{E \cdot I} = \frac{5}{384} \cdot \frac{(2.80 \cdot 0.625) \cdot 4500^4 \cdot 12}{11.000 \cdot 80 \cdot 240^3} = 9.2 \text{ mm}$$

$$w_{fin,Q} = w_{inst,Q} (1 + k_{def}) = 9.2 \cdot (1 + 0.6) = 14.7 \text{ mm}$$

### Proof of deflection

Case a)  $w_{inst} = w_{inst,G} = 5.8 + 9.2 = 15 \text{ mm}$

for  $w_{inst,max} = l/300 = 4500/300 = 15 \text{ mm} \rightarrow = w_{inst} \rightarrow \text{OK}$

for  $w_{inst,max} = l/500 = 4500/500 = 9 \text{ mm} \rightarrow > w_{inst} \rightarrow \text{enlargement of cross-section required}$

Case b)  $w_{fin} = w_{fin,G} + \psi^2 * w_{fin,QG} = 9.3 + 0.3 * 14.7 = 13.7 \text{ mm}$

for  $w_{fin,max} = l/150 = 4500/150 = 30 \text{ mm} \rightarrow > w_{fin} \rightarrow \text{OK}$

for  $w_{fin,max} = l/300 = 4500/300 = 15 \text{ mm} \rightarrow = w_{fin} \rightarrow \text{OK}$ .

Case c)  $w_{net,fin} = w_{fin} - w_0$  can be disregarded, since there is no precamber.

### Vibration verification

EN 1995-1-1 regulates exclusively the vibration of apartment ceilings with a natural frequency (first order vibration) of  $f_1 > 8 \text{ Hz}$ . Everything else requires special tests and analyses that will not be described here in more detail. A simplified verification on the basis of a deflection limitation is not offered.

*DIN EN 1995-1-1, Clause 7.3*

The following conditions need to be satisfied:

$$w / F \leq a \quad \text{und} \quad v \leq b^{(f_1 \cdot \zeta - 1)}$$

whereby

$w$  is the largest initial vertical deflection as a result of a concentrated single vertical static load  $F$  that can act at any place and is established by taking into account the load distribution. It is reasonable in this case to use the so-called man load with 1.0 kN as an approach for stepping onto the ceiling;

$v$  is the uniform pulse speed response;

$\zeta$  is the modal damping ratio (is usually calculated with 0.01).

The vibration behavior of a timber beam ceiling is primarily determined by the rigidity of the load-bearing beams. The width of the ceiling is merely included in the calculation with the contribution of the load-bearing ceiling planks and their ability to transmit the vibration vertically to the position of the beams. In order to simplify matters, a fictitious ceiling width of 1.0 m is assumed in future calculations. The most important vibration parameters can be applied to any ceiling widths. The example below assumes the existence of tongue-and groove boards for the formwork with a thickness of 24 mm.



Input values

$$\begin{aligned} l_{\text{ceiling}} = l_{\text{beams}} &= 4.5 \text{ m} & b_{\text{ceiling}} &= 1.0 \text{ m} & b_{\text{beams}} &= 8 \text{ cm} = 0.08 \text{ m} \\ h_{\text{beams}} &= 24 \text{ cm} = 0.24 \text{ m} & F &= 1.0 \text{ kN} & m &= 1.75 \text{ kN/m}^2 = 175 \text{ kg/m}^2 \end{aligned}$$

Calculation of the rigidity lengthwise  $(EI)_l$  and crosswise  $(EI)_b$  to the position of the beams.

$(EI)_l > (EI)_b$  is always applicable

$$(EI)_l = E_{\text{beam}} \cdot \frac{b_{\text{beam}} \cdot h_{\text{beam}}^3}{12 \cdot e_{\text{beam}}} = 11.000 \cdot 10^6 \cdot \frac{0.08 \cdot 0.24^3}{12 \cdot 0.625} = 1.622 \cdot 10^6 \text{ Nm}^2 / \text{m}$$

$$(EI)_b = E_{\text{planking}} \cdot \frac{b_{\text{ceiling}} \cdot d_{\text{planking}}^3}{12} = 11.000 \cdot 10^6 \cdot \frac{1.0 \cdot 0.024^3}{12} = 12.67 \cdot 10^3 \text{ Nm}^2 / \text{m}$$

A crucial parameter for the vibration behavior is the natural frequency  $f_1$  of the building component that must drop below 8.0 Hz when conducting the verification.

$$f_1 = \frac{\pi}{2 \cdot l^2} \cdot \sqrt{\frac{(EI)_l}{m}} = \frac{\pi}{2 \cdot 4.5^2} \cdot \frac{1.622 \cdot 10^6}{175} = 7.46 \text{ Hz} < f_{1,\text{min}} = 8.0 \text{ Hz}$$

The required natural frequency of 8,0 Hz cannot be obtained with the cross-section chosen.

→ newly selected cross-section for the beam: 10/24 cm

$$(EI)_l = E_{\text{beam}} \cdot \frac{b_{\text{beam}} \cdot h_{\text{beam}}^3}{12 \cdot e_{\text{beam}}} = 11.000 \cdot 10^6 \cdot \frac{0.10 \cdot 0.24^3}{12 \cdot 0.625} = 2.027 \cdot 10^6 \text{ Nm}^2 / \text{m}$$

$$f_1 = \frac{\pi}{2 \cdot 4.5^2} \cdot \sqrt{\frac{2.027 \cdot 10^6}{175}} = 8.23 \text{ Hz} > f_{1,\text{min}} = 8.0 \text{ Hz}$$

The ceiling mass must meet a minimum requirement with regard to the speed response. This is to ensure that the vibration reaction is kept as low as possible, when the ceiling is exposed to heavy impacts (such as jumping, hopping etc.). It is applicable for hinged ceilings

$$v = \frac{4 \cdot (0.4 + 0.6 \cdot n_{40})}{m \cdot b \cdot l + 200}$$

with

$$n_{40} = \left[ \left( \frac{40}{f_1} \right)^2 - 1 \right] \cdot \left( \frac{b}{l} \right)^4 \cdot \left( \frac{(EI)_l}{(EI)_b} \right)^{0.25} = \left[ \left( \frac{40}{8.23} \right)^2 - 1 \right] \cdot \left( \frac{1.0}{4.5} \right)^4 \cdot \left( \frac{2.027 \cdot 10^6}{12.67 \cdot 10^3} \right)^{0.25} = 1.72$$

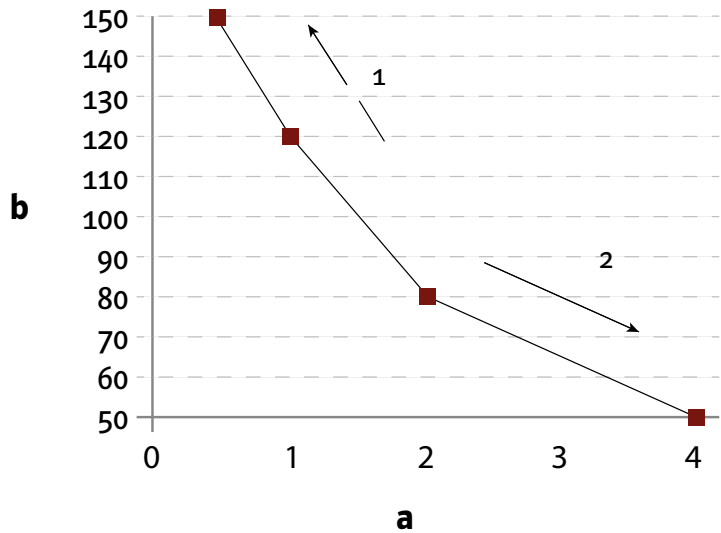
The result of the ceiling chosen in the example is therefore

$$v = \frac{4 \cdot (0.4 + 0.6 \cdot 1.72)}{175 \cdot 1.0 \cdot 4.5 + 200} = 5.80 \cdot 10^{-3}$$

The value  $v$  must not exceed a certain limit. Fig. 7.2 in EN 1995-1-1 shows the relation between the two recommended values  $a$  and  $b$ . In this case, the value  $a$  should not exceed 1.5, since otherwise the ceiling would have a rather unfavorable vibration behavior.



**Figure 7.2 Recommended area and relation between a and b**



According to Fig. 7.2, EN 1995-1-1 is applicable for  
 $a = 0 - 2 \rightarrow$  better and  
 $a = 2 - 4 \rightarrow$  poorer vibration behavior

1 = better vibration behavior  
 2 = poorer vibration behavior

It must be proven that

$$\frac{w}{F} \leq a \leq 1.5 \text{ mm / kN}$$

whereby the deflection  $w$  of the ceiling shall be calculated when exposed to a single load  $F$ , with  $F$  being usually assumed as man load of 1.0 kN. The deflection in this example therefore results to

$$w = \frac{F^3}{48 EI} = \frac{1000 \cdot 4500^3 \cdot 12}{48 \cdot 11.000 \cdot 100 \cdot 240^3} = 1.5 \text{ mm}$$

$$\rightarrow \frac{w}{F} = \frac{1.5}{1.0} = 1.5 \text{ mm / kN}$$

Hence, the limit for  $a$  has just been achieved. It can be taken from Fig. 7.2 in EN 1995-1-1 that the recommended value  $b = 100$ , so that it can be proved that

$$v \leq b^{(f_1 \cdot \zeta - 1)} \rightarrow 5.80 \cdot 10^{-3} \leq 100^{(8,23 \cdot 0,01 - 1)} = 0.015 \rightarrow \text{OK}$$

It can be seen that the relevant limits of the structure chosen for this example have been observed both with regard to the natural frequency  $f_1$  and with regard to the deflection from the excitation load  $F$ . Although it has thus been proved that the vibration still remains within the limits, no tolerances are stated for the structure itself with regard to the execution in practice. It is therefore recommended in such cases to allow a safety distance to the limits by choosing larger cross-sections for the beams.



## 6 Tenders and technical rules

A performance requirement shall be clearly and comprehensively described, so that all bidders understand and interpret the description/specification in the same way and that they can calculate their prices safely and without substantial preparatory work. You can only safely expect to get the right product, if the wording of your tender documents is clear, technically correct and complete. The high quality demands to be met by KVH<sup>®</sup>, Duobalken<sup>®</sup> and Triobalken<sup>®</sup> require a careful internal quality control. You should therefore make sure in your own interest that the timber and its production are subjected to a strict quality inspection. You can find an up-to-date list of supervised companies in the Internet under [www.kvh.eu](http://www.kvh.eu).

### **Special requests - Species**

*KVH<sup>®</sup> as well as Duobalken<sup>®</sup> and Triobalken<sup>®</sup> beams are supplied as standard in spruce/fir. They are also available in pine, larch and Douglas fir on request.*

### **Tender specification for the supply of KVH<sup>®</sup> construction timber**

#### **Item ...: ... m<sup>3</sup> Supply of solid structural timber KVH<sup>®</sup> Si, C24**

solid structural timber KVH<sup>®</sup> Si (for the visible application)  
pursuant to EN 15497 (if finger-jointed) or EN 14081-1 (if not finger-jointed), strength class C24,  
moisture content  $u_m = 15 \pm 3 \%$ ,  
type of cutting: split-heart, surface planed and chamfered,  
tolerance class 2 pursuant to EN 336, from controlled production.

#### **Item ... .. m<sup>3</sup> Supply of solid structural timber KVH<sup>®</sup> NSi**

solid structural timber KVH<sup>®</sup> NSi (for non-visible application)  
pursuant to EN 15497 (if finger-jointed) or EN 14081-1 (if not finger-jointed), strength class C24,  
moisture content  $u_m = 15 \pm 3\%$ ,  
type of cutting: split-heart, surface leveled and chamfered,  
tolerance class 2 pursuant to EN 336, from controlled production.

### **Tender specification for the supply of glued solid timber**

#### **Item ... .. m<sup>3</sup> Supply of glued solid timber Duobalken<sup>®</sup> beams Si**

glued solid timber Duobalken<sup>®</sup> Si beams (for visible application),  
made from two planks bonded together pursuant to EN 14080,  
strength class C24, moisture content  $u_m = \text{max. } 15 \%$ , surface planed and chamfered,  
tolerance class 2 pursuant to EN 336, from controlled production.

#### **Item ... .. m<sup>3</sup> Supply of glued solid timber Triobalken<sup>®</sup> beams Si**

glued solid timber Triobalken<sup>®</sup> beams Si (for visible application),  
made from three planks bonded together pursuant to EN 14080,  
strength class C24, moisture content  $u_m = \text{max. } 15 \%$ , surface planed  
and chamfered, tolerance class 2 pursuant to EN 336, from quality-controlled production.



# 7 Declarations of Performance, CE-marking and additional control in accordance with the agreements about KVH®

## 7.1 KVH® without finger-joints

The manufacturer is required to issue a Declaration of Performance, of which an example of such Declaration of Performance for KVH® without finger-jointing can be found below. The red text need to be adapted to the manufacturer's specific conditions.

### Declaration of Performance

No. xyz

- |     |  |  |
|-----|--|--|
| 1.  | Unambiguous ID code of the product type:                         | name of product type 1<br>name of product type 2<br>name of product type 3 |
| 2.  | Intended use:  | buildings and bridges  |
| 3.  | Manufacturer:  | name of company<br>street<br>post code & place<br>country                  |
| 4.  | Authorized representative:                                       | no external authorized representative                                      |
| 5.  | System for assessing and verifying the constancy of performance: | System 2+  |
| 6.a | Harmonized standard:   | EN 14081-1:2011  |
|     | Notified body:   | No. 1234   |
| 7   | Performance declared:  |  |

ESSENTIAL CHARACTERISTICS	PERFORMANCE
Modulus of elasticity	dry graded
Bending strength	spruce (PCAB)
Compressive strength	grading pursuant to DIN 4074-1, allocated pursuant to EN 1912
Tensile strength	mechanical characteristics of the strength classes pursuant to EN 338 for:
Shear strength	name of product type 1: C18 (S7) name of product type 2: C24 (S10)
	The allocation of the construction products supplied to the individual strength classes can be taken from the accompanying documents.
Reaction to fire	D-s2,d0
Durability	durability class against fungi: 5

The characteristics of the above product conform to the performance declared. The above named manufacturer is exclusively responsible for preparing the Declaration of Performance in accordance with Regulation EU/305/2011.

Signed on behalf of the manufacturer and in his name by:

.....  
(name und function)

.....  
(Place & Date of issue)

.....  
(Signature)

The CE marking is based on the Declaration of Performance and shall be attached to the product or to the accompanying document or to the packaging. Alternatively, the product itself can be marked with the relevant text which must contain the following information pursuant to EN 14081-1:

- name of the manufacturer;;
- grading class and standard,
- „M“ if mechanically graded;
- „DRY GRADED“, if applicable;
- ID code number identifying the product from the accompanying document;
- „PT“ if treated with preservative agents


 1234		CE marking pursuant to Directive 93/68/EEC  Number of the notified body
Name of company  14 No. xyz		Name or sign of the manufacturer  Please note: The address of the manufacturer can be added  Last two figures: year of the initial inspection  Number of the Declaration of Performance
EN 14081-1:2011 Construction timber graded according to strength for load-bearing applications in buildings and bridges		Standard number with year of publication  Product description and field of application
Modulus of elasticity Bending strength Compressive strength Tensile strength Shear strength	dry graded spruce (PCAB) grading pursuant to DIN 4074-1, allocated pursuant to EN 1912 C24 (S10)	Mandated characteristics
Reaction to fire class	D-s2,d0	
natural durability against wood destroying fungi	durability class against fungi: 5	

Figure 7.1: Example of a CE mark for KVH<sup>®</sup> without finger-jointing pursuant to EN 14081-1



## 7.2 KVH<sup>®</sup> with finger-joints

The manufacturer is required to issue a Declaration of Performance, of which an example of such Declaration of Performance for KVH<sup>®</sup> with finger-jointing can be found below. The red text need to be adapted to the manufacturer's specific conditions.

### Declaration of Performance

No. xyz

1. Unambiguous ID code of the product type: name of product type 1  
name of product type 2
2. Intended use:: buildings and bridges
3. Manufacturer: name of company  
street  
post code & place  
country
4. Authorized representative: no external authorized representative
5. System for assessing and verifying the constancy of performance: System 1
- 6.a Harmonized standard: EN 15497:2014  
Notified body: No. 1234
- 7 Performance declared:

ESSENTIAL CHARACTERISTICS	PERFORMANCE
<b>Mechanical characteristics as</b>	
Modulus of elasticity	Mechanical characteristics of the strength classes pursuant to EN 14081-1 for:
Bending strength	name of product type 1: C18 (S7)
Compressive strength	name of product type 2: C24 (S10)
Tensile strength	The allocation of the construction products supplied to the individual strength classes can be taken from the accompanying documents.
Shear strength	
<b>Bonding strength as</b>	
Bending strength of the finger joints	name of product type 1: 18 N/mm <sup>2</sup> name of product type 2: 24 N/mm <sup>2</sup>
<b>Durability of the bonding strength as</b>	
Species	name of product type 1: spruce name of product type 2: spruce

Adhesive	for all product types: adhesive for finger joints: PUR, adhesive type I
<b>Durability against biological attack as</b>	
Natural durability class against wood destroying fungi EN 350-2	for all product types: 5
<b>Fire resistance as</b>	
Geometric data	for all product types: widths ranging between 60 and 140 mm heights ranging between 100 and 240 mm
Charring rate as	The allocation of the building components supplied to the individual cross-sectional dimensions can be taken from the accompanying documents for all product types: characteristic raw density of the relevant strength class name of product type 1: spruce name of product type 2: spruce
• characteristic density	
• Species	
<b>Reaction to fire as</b>	
Reaction to fires class	for all product types D-s2, d0
<b>Emission of formaldehyde as</b>	
formaldehyde emission class	for all product types: E 1
<b>Release of other dangerous substances</b>	
Release of other dangerous substances	for all product types: not relevant

The characteristics of the above product conform to the performance declared. The above named manufacturer is exclusively responsible for preparing the Declaration of Performance in accordance with Regulation EU/305/2011.

Signed on behalf of the manufacturer and in his name by:

.....  
(Name und function)

.....  
(Place & date of issue)

.....  
(Signature)

The CE marking is based on the Declaration of Performance and shall be attached to the product or to the accompanying document or to the packaging. Alternatively, the product itself can be marked with the relevant text. The information provided by the CE marking and the way of attaching it corresponds to the above requirements for KVH<sup>®</sup> without finger-jointing.

CE marking pursuant to Directive 93/68/EEC  
 Number of the notified body  
 Name or sign of the manufacturer  
 Please note: The address of the manufacturer can be added  
 Last two figures: year of the initial inspection  
 Number of the Declaration of Performance  
 Standard number with year of publication  
 Product description and field of application  
 Mandated characteristics

<b>CE</b> 1234	
Name of company  14 No. xyz	
EN 15497:2014 Structural finger-jointed timber for applications in buildings and bridges	
<b>Mechanical characteristics and fire resistance as</b>	
geometric data (mm)	60 x 120 x 12000
strength class and characteristic raw density	C 24
Species	spruce (picea abies)
<b>Bonding strength as</b>	
bending strength of finger joints	24 N/mm <sup>2</sup>
<b>Durability of the bonding strength as</b>	
Species	spruce (picea abies)
adhesive for finger joints	PUR, I
<b>Durability of other characteristics as</b>	
natural durability against wood destroying fungi	5
<b>Reaction to fire</b>	D-s2, d0
<b>Emission of formaldehyde</b>	E1

**Figure 7.2: Example of a CE mark for structural finger-jointed timber made of spruce without preservative treatment**

### 7.3 Glued solid timber (Duobalken<sup>®</sup>/Triobalken<sup>®</sup>)

The manufacturer is required to issue a Declaration of Performance, of which an example of such Declaration of Performance for Duobalken<sup>®</sup> beams can be found below. The red text need to be adapted to the manufacturer's specific conditions.

#### Declaration of Performance

No. xyz

1. Unambiguous ID code of the product type: name of product type 1  
name of product type 2
2. Intended use: buildings and bridges
3. Manufacturer: name of company  
street  
post code & place  
country
4. Authorized representative: no external authorized representative
5. System for assessing and verifying the constancy of performance:  
System 1
- 6.a Harmonized standard: EN 14080:2013  
Notified body: No 1234

#### 7 Performance declared:

ESSENTIAL CHARACTERISTICS	PERFORMANCE
<b>Mechanical characteristics as</b>	
Modulus of elasticity	mechanical characteristics of the strength classes pursuant to EN 14081-1 for: name of product type 1: C18 (S7) name of product type 2.. C24 (S10) The allocation of the construction products supplied to the individual strength classes can be taken from the accompanying documents. $k_{sys}$ pursuant to EN 1995-1-1:2004, sub-section 6.6(4) must not be applied
Bending strength	
Compressive strength	
Tensile strength	
Shear strength	
<b>Geometric data</b>	for all product types: widths ranging between 60 and 160 mm heights ranging between 80 and 240 mm The relevant product dimensions can be taken from the accompanying documents.

<b>Bonding strength as</b>	
Bending strength of finger joints	name of product type 1: 18 N/mm <sup>2</sup>
Glue line integrity of the surface bonding	name of product type 2: 24 N/mm <sup>2</sup> delamination test pursuant to EN 14080, Annex C, Method B
<b>Durability of the bonding strength as</b>	
Species	for all product types: spruce (picea abies)
adhesive	adhesive for finger joints: PUR, adhesive type I adhesive for surface bonding: MUF, IGP70S
<b>Durability against biological attack as</b>	
Natural durability class against wood destroying fungi EN 350-2	5
<b>Fire resistance as</b>	
Geometric data	see „Geometric data“
Charring rate as	
• characteristic density	characteristic raw density of the relevant strength class
• Species	for all product types: spruce (picea abies)
<b>Reaction to fire as</b>	
Reaction to fires class	D-s2, d0
<b>Emission of formaldehyde as</b>	
formaldehyde emission class	E 1
<b>Release of other dangerous substances</b>	
Release of other dangerous substances	not relevant

The characteristics of the above product conform to the performance declared. The above named manufacturer is exclusively responsible for preparing the Declaration of Performance in accordance with Regulation EU/305/2011.

Signed on behalf of the manufacturer and in his name by:

.....  
(Name und function)

.....  
(Place & date of issue)

.....  
(Signature)



<b>CE</b> 1234	
Name of company  14 No. xyz	
EN 14080:2013 Glued solid timber made of spruce without preservative treatment for applications in buildings and bridges	
<b>Mechanical characteristics and fire resistance as</b>	
geometric data (mm)	160 x 240 x 12000
strength class and characteristic raw density	C 24
Species	spruce (picea abies)
<b>Bonding strength as</b>	
bending strength of finger joints	24 N/mm <sup>2</sup>
glue line integrity test	B
<b>Reaction to fire</b>	D-s2, d0
<b>Emission of formaldehyde</b>	E1
<b>Durability of the bonding strength as</b>	
Species adhesive for the surface bonding between lamellas	5
adhesive for finger joints adhesive for surface bonding:	PUR, adhesive type I MUF, IGP70S
<b>Durability of other characteristics as</b>	
natural durability against wood destroying fungi	5

CE marking pursuant to Directive 93/68/EEC

Number of the notified body

Name or sign of the manufacturer

Please note: The address of the manufacturer can be added

Last two figures: year of the initial inspection

Number of the Declaration of Performance

Standard number with year of publication

Product description and field of application

Mandated characteristics

Figure 7.3 — Example of a CE-mark for glued solid timber (Duobalken®)


#### **7.4 KVH® inspection mark**

The members of the Überwachungsgemeinschaft Konstruktionsvollholz e.V. monitor the quality of their products by internal inspections (self-control) and by additional inspections carried out by independent institutions. This does not only apply to the conditions imposed by the construction supervision authorities but also to additional requirements arising from the agreement about solid structural timber.

Only solid structural timber produced and controlled by the member companies of the Überwachungsgemeinschaft Konstruktionsvollholz e.V. must be marked with the internationally protected KVH® trademark sign.



**Figure 7.4**  
**KVH® inspection mark**



## 8 Literature and list of standards

- [1] Bund Deutscher Zimmermeister and Überwachungsgemeinschaft Konstruktionsvollholz e.V. (2015): Agreement about KVH<sup>®</sup> (solid structural timber) made of spruce, fir, pine, larch and Douglas fir
- [2] Bund Deutscher Zimmermeister and Überwachungsgemeinschaft Konstruktionsvollholz e.V. (2015): Agreement about Duo /Trio beams made of spruce, fir, pine, larch and Douglas fir
- [3] EN 15497:2014: Structural finger-jointed timber – Performance requirements and minimum production requirements
- [4] EN 14081-1:2011: Timber structures - Strength graded structural timber with rectangular cross section - Part 1: General requirements
- [5] EN 14080:2013: Structural timber – glued laminated timber and glued solid timber – Requirements
- [6] Institut Bauen und Umwelt e.V. (2014): Environmental Product Declaration pursuant to ISO 14025 and EN 15804 for solid structural timber KVH<sup>®</sup>
- [7] Institut Bauen und Umwelt e.V. (2013): Environmental Product Declaration pursuant to ISO 14025 and EN 15804 for Duobalken<sup>®</sup> & Triobalken<sup>®</sup> members (glued solid timber)
- [8] EN 338:2009: Structural timber – strength classes
- [9] DIN 4074-1:2012: Strength grading of wood - Part 1: Coniferous sawn timber
- [10] EN 13501-1:2009: Fire classification of construction products and building elements - Part 1: Classification using data from reaction to fire tests
- [11] EN 1912:2013: Structural timber - Strength classes - Assignment of visual grades and species
- [12] EN 1995-1-1:2010, Eurocode 5: Design of timber structures - Part 1-1: General - Common rules and rules for buildings
- [13] EN 385:2001: Structural finger joints – Performance requirements and minimum production requirements (withdrawn)
- [14] EN 301:2013: Adhesives, phenolic and aminoplastic, for load-bearing timber structures - Classification and performance requirements
- [15] EN 15425:2008: Adhesives - One component polyurethane (PUR) for load-bearing timber structures - Classification and performance requirements
- [16] EN 336:2013: Structural timber - Sizes, permitted deviations
- [17] DIN EN 1995-1-1/NA:2013: National Annex - Nationally determined parameters - Eurocode 5: Design of timber structures - Part 1-1: General - Common rules and rules for buildings
- [18] EN 1995-1-2:2009, Eurocode 5: Design of timber structures - Part 1-2: General - Structural fire design
- [19] EN 1995-2: 2004, Eurocode 5: Design of timber structures - Part 2: Bridges
- [20] EN 1991-1-1:2009, Eurocode 1: Eurocode 1: Actions on structures - Part 1-1: General actions - Densities, self-weight, imposed loads for buildings
- [21] DIN EN 1991-1-1/NA:2010, National Annex - Nationally determined parameters - Eurocode 1: Actions on structures - Part 1-1: General actions - Densities, self-weight, imposed loads for buildings
- [22] DIN EN 1990/NA:2010, National Annex - Nationally determined parameters
- [23] DIN 20000-5:2012: Application of construction products in structures - Part 5: Strength graded structural timber with rectangular cross section

## Advantages of KVH®

- dry timber construction components with cross-sections up to a maximum of 14/24 cm available
- dimensionally stable, since kiln-dried to  $15 \pm 3 \%$  and split-heart cut (heart-free on request)
- available in two qualities:
  - planed for visible applications (Si)
  - leveled for non-visible applications (NSi)
- meets higher requirements as compared with EN 14080 or EN 14081-1
- recommended as solid structural timber for the construction of timber frames and wooden houses
- low input for invitations to tender thanks to an unambiguous quality agreement
- insensitive to insects due to kiln-drying; preservative treatment with chemicals can be dispensed with
- economically preferred cross-sections and lengths of up to 13 m immediately available from stock

## Advantages of Duobalken® und Triobalken®

- larger cross-sections of up to a maximum of 28/24 cm or 10/36 cm immediately available
- dimensionally stable, since kiln-dried to a maximum of 15 %, cut split-heart bonded
- fewer glue joints as compared with glued laminated timber (2 as a maximum), glue joint hardly visible
- available in two qualities:
  - planes for visible applications (Si)
  - leveled for non-visible applications (NSi)
- recommended for voluminous or large cross-sections with high optical requirements
- insensitive to insects due to kiln-drying; preservative treatment with chemicals can be dispensed with
- economically preferred cross-sections and lengths of up to 13 m immediately available from stock, larger lengths on request

Überwachungsgemeinschaft KVH  
Konstruktionsvollholz e.V.  
Heinz- Fangman-Straße 2  
D- 42287 Wuppertal

E-Mail [info@kvh.de](mailto:info@kvh.de)  
Internet [www.kvh.eu](http://www.kvh.eu)

